

Agenda Item # 13
Date 3/27/19



RECEIVED
2019 MAR 13 PM 3:26
DODGE COUNTY, NEBRASKA
FRED MYTTY, COUNTY CLERK

Dodge County Board of Supervisors
Dodge Cty. Courthouse
435 N. Park
Fremont, NE 68025

Dear Sirs:

Please find enclosed the completed monthly report sheets of the LifeHouse Pantry for the month ending February, 2019.

If you have any questions, call us at 402-727-6884.

Sincerely,

Steve Prescott
LifeHouse Stability Support Pantry – Whse. Coord.

**Nebraska Department of Public Welfare
Emergency Services Program
Monthly Report Form**

Grantee: LifeHouse formerly Low Income Ministry

Month Ending: February 28, 2019

Person Preparing This Report: Lyndsay Osborn, Chief Operating & Programming Officer

Number of Households and Number of Persons Served during Month of: February 2019


Nutrition (Food Pantry):

	<u>Current</u>		<u>Year to Date</u>
Households	<u>246</u>	Households	<u>428</u>
Persons	<u>643</u>	Persons	<u>1,187</u>
New Households	<u>11</u>	New Households	<u>27</u>
Baby Food	<u>1</u>	Baby Food	<u>2</u>

Communities Served in Dodge County:

Ames	<u>3</u>	Ames	<u>5</u>
Dodge	<u>5</u>	Dodge	<u>9</u>
Fremont	<u>213</u>	Fremont	<u>366</u>
Hooper	<u>7</u>	Hooper	<u>9</u>
Nickerson	<u>1</u>	Nickerson	<u>6</u>
North Bend	<u>2</u>	North Bend	<u>6</u>
Scribner	<u>4</u>	Scribner	<u>9</u>
Snyder	<u>0</u>	Snyder	<u>0</u>
Uehling	<u>2</u>	Uehling	<u>4</u>
Winslow	<u>1</u>	Winslow	<u>2</u>
Arlington	<u>3</u>	Arlington	<u>4</u>
Washington	<u>0</u>	Washington	<u>0</u>
Kennard	<u>0</u>	Kennard	<u>0</u>
Leshara	<u>0</u>	Leshara	<u>0</u>
Cedar Bluffs	<u>4</u>	Cedar Bluffs	<u>7</u>
Yutan	<u>0</u>	Yutan	<u>0</u>
Morse Bluff	<u>0</u>	Morse Bluff	<u>0</u>
Mead	<u>1</u>	Mead	<u>1</u>
Colon	<u>0</u>	Colon	<u>0</u>
Other	<u>0</u>	Other	<u>0</u>
<u>Total</u>	<u>246</u>	<u>Total</u>	<u>428</u>

Signature of Principal Official: _____


Lyndsay Osborn, Chief Operating & Programming Officer

2019 Monthly Pantry Report

	Households	Box Size	Value Per Box	Total Value	Year To Date
January	10	X-Large (7+)	\$253.00	\$2,530.00	\$2,530.00
	31	Large (5-6)	\$203.00	\$6,293.00	\$6,293.00
	47	Medium (3-4)	\$148.00	\$6,956.00	\$6,956.00
	50	Couple (2)	\$118.00	\$5,900.00	\$5,900.00
	44	Single (1)	\$85.00	\$3,740.00	\$3,740.00
	1	Baby Food	\$14.00	\$14.00	\$14.00
	182			\$25,433.00	\$25,433.00
February	10	X-Large (7+)	\$253.00	\$2,530.00	\$5,060.00
	40	Large (5-6)	\$203.00	\$8,120.00	\$14,413.00
	48	Medium (3-4)	\$148.00	\$7,104.00	\$14,060.00
	48	Couple (2)	\$118.00	\$5,664.00	\$11,564.00
	100	Single (1)	\$85.00	\$8,500.00	\$12,240.00
	1	Baby Food	\$14.00	\$14.00	\$28.00
	246			\$31,932.00	\$57,365.00
March		X-Large (7+)	\$253.00	\$0.00	\$5,060.00
		Large (5-6)	\$203.00	\$0.00	\$14,413.00
		Medium (3-4)	\$148.00	\$0.00	\$14,060.00
		Couple (2)	\$118.00	\$0.00	\$11,564.00
		Single (1)	\$85.00	\$0.00	\$12,240.00
		Baby Food	\$14.00	\$0.00	\$28.00
	0			\$0.00	\$57,365.00
April		X-Large (7+)	\$253.00	\$0.00	\$5,060.00
		Large (5-6)	\$203.00	\$0.00	\$14,413.00
		Medium (3-4)	\$148.00	\$0.00	\$14,060.00
		Couple (2)	\$118.00	\$0.00	\$11,564.00
		Single (1)	\$85.00	\$0.00	\$12,240.00
		Baby Food	\$14.00	\$0.00	\$28.00
	0			\$0.00	\$57,365.00
May		X-Large (7+)	\$253.00	\$0.00	\$5,060.00
		Large (5-6)	\$203.00	\$0.00	\$14,413.00
		Medium (3-4)	\$148.00	\$0.00	\$14,060.00
		Couple (2)	\$118.00	\$0.00	\$11,564.00
		Single (1)	\$85.00	\$0.00	\$12,240.00
		Baby Food	\$14.00	\$0.00	\$28.00
	0			\$0.00	\$57,365.00
June		X-Large (7+)	\$253.00	\$0.00	\$5,060.00
		Large (5-6)	\$203.00	\$0.00	\$14,413.00
		Medium (3-4)	\$148.00	\$0.00	\$14,060.00
		Couple (2)	\$118.00	\$0.00	\$11,564.00
		Single (1)	\$85.00	\$0.00	\$12,240.00
		Baby Food	\$14.00	\$0.00	\$28.00
	0			\$0.00	\$57,365.00

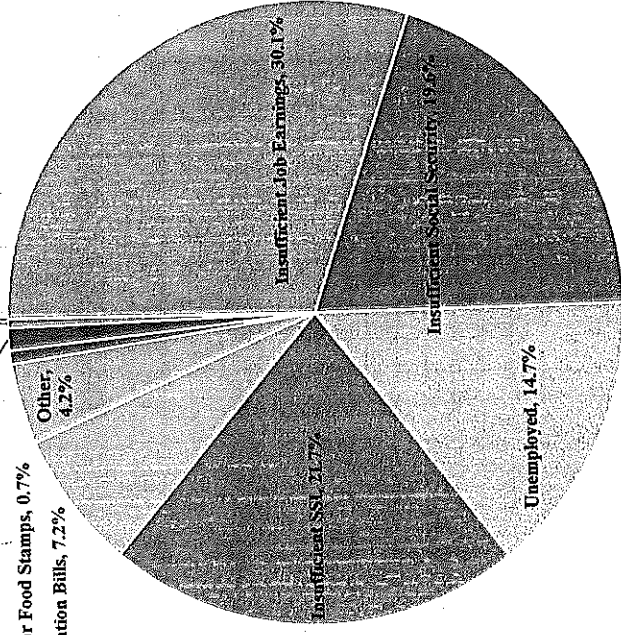
2019 Reasons For Requesting Food Box

	January	February	March	April	May	June	July	August	September	October	November	December	Total
Insufficient Job Earnings	66	63											129
Insufficient Social Security	38	46											84
Insufficient SSI	36	57											93
Waiting for Food Stamps to be processed	0	3											3
New Aid/Wages pending	0	2											2
Unemployed	22	41											63
Illness or High Medication Bills	11	20											31
Fire/Theft	0	0											0
Family Members moved in	2	3											5
Other	7	11											18
Total	182	246	0	0	0	0	0	0	0	0	0	0	428

Family Members Moved In, 1.2%

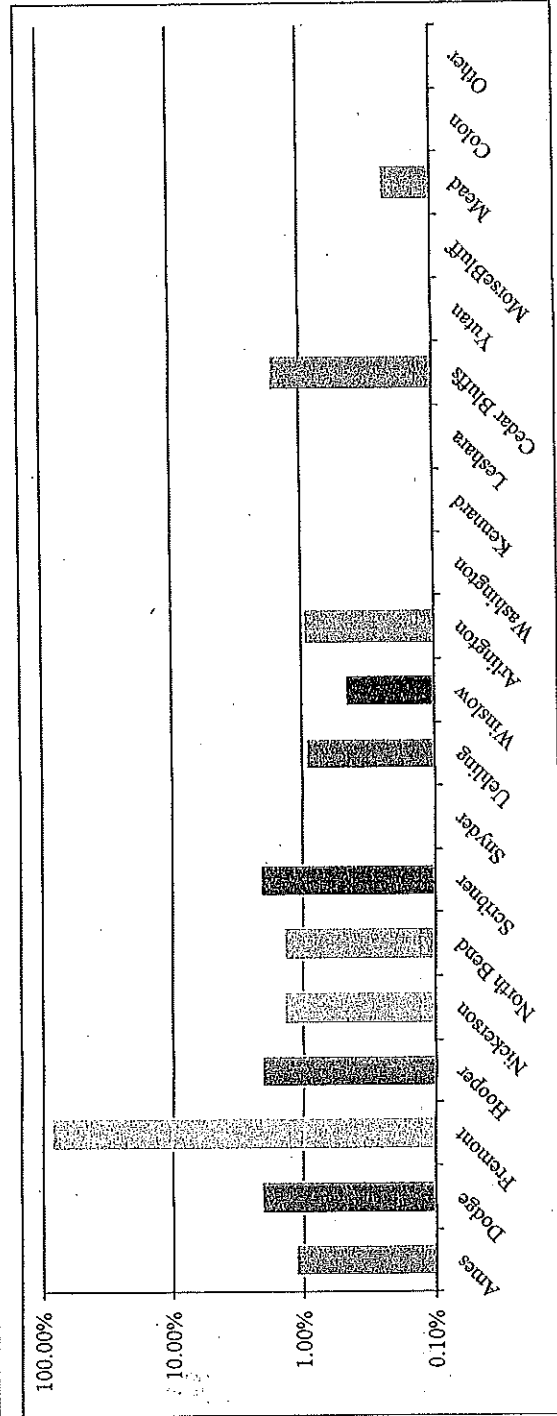
New Aid/Wages Pending, 0.5%

Fire/Theft, 0.0%



2019 Food Pantry Households By Community

	January	February	March	April	May	June	July	August	September	October	November	December	Total
Ames	2	3											5
Dodge	4	5											9
Fremont	153	213											366
Hooper	2	7											9
Nickerson	5	1											6
North Bend	4	2											6
Scribner	5	4											9
Snyder	0	0											0
Uehling	2	2											4
Winslow	1	1											2
Arlington	1	3											4
Washington	0	0											0
Kennard	0	0											0
Leshara	0	0											0
Cedar Bluffs	3	4											7
Yutan	0	0											0
MorseBluff	0	0											0
Mead	0	1											1
Colon	0	0											0
Other	0	0											0
Total	182	246	0	0	0	0	0	0	0	0	0	0	428



2019 Food Pantry Households By Community